

PRODUCT INFORMATION

How to extend the life of your Air Hydraulic Pump

10 Top Tips

to extend the life of your TradeQuip Portable Air Hydraulic Pump

Model: 2054T


1 Lubrication

Air motors require a minimum of 10 ml of a suitable lubricant such as SAE 32 Grade Hydraulic Oil or Air Tool Lubricant. Pivots should be lubricated with a 30/40W Machine Oil to ensure long life and prevent premature wear.




2 Breather Cap

It is important to ensure the Brass Breather is open during pump operation and closed during storage, this prevents pump cavitation and ensures oil stays free of potential contaminants. Simply wind out 2 to 3 turns and close when not in use.



3 Oil Levels

Over filling can cause damage to reservoir seals and air motor. Follow the model specific relevant owner's manual instructions for bleeding and fluid level information, also available as a download on our webpage at 2054TManual.pdf (tqbbrands.com.au)



Note: Use only TQB BRANDS approved Hydraulic SAE 32 oil. Never use brake fluid, transmission fluid, turbine oil, motor oil, alcohol, glycerine etc. Use of other than good quality hydraulic oil will void warranty and damage the pump, hose, and application.

4 Adding Hydraulic Hoses and Couplers

When installing a Hydraulic Hose or Coupler to your TradeQuip 2054T pump the reservoir volume is reduced by the oil needed to fill the hose or coupler. To re-gain the maximum useable volume, follow the step 6.2 outlined in the Owner's Manual or found here 2054TManual.pdf (tqbbrands.com.au).



5 Pump Oil Capacity – Attachment Oil Capacity

Always ensure that the attached tool has lower operating oil capacity than the pumps useable oil level. Never attach an already extended ram to a full pump as excess returning oil will over fill the reservoir and damage the pump seals and air motor and void warranty.




6 Hose Safety

Never handle pressurized hoses, escaping oil under high pressure can penetrate the skin, causing serious injury. Seek medical aid immediately if injured.



7 Coupler Safety

Observe the following when using couplers. Make sure couplers are clean before making any connections, use dust caps to keep couplers clean. If a dust cap is not used, clean the coupler by carefully blowing the dirt out with compressed air. Tighten couplers hand tight only, do not use wrenches. Threads must be fully engaged to allow for proper two directional oil flow.



8 TradeQuip 2054T Pumps combined with compatible rams are most commonly used in body and frame repairs where a holding device is required for the repositioning and reattachment of components.



A Pump should never be used for supporting loads in combination with a ram without additional load support such as stands but can be used with clamping, holding, bead breaking and crimping devices as per device manufacturers specifications.

9 Read the user Manual thoroughly and keep a copy easily accessible.

Manuals are important to the initial set up and ongoing maintenance. They are also downloadable from our webpage at www.tqbbrands.com.au

10 Visit our webpage for instructional Videos.

We have created instructional documents and pre-start videos. You'll find these at www.tqbbrands.com.au